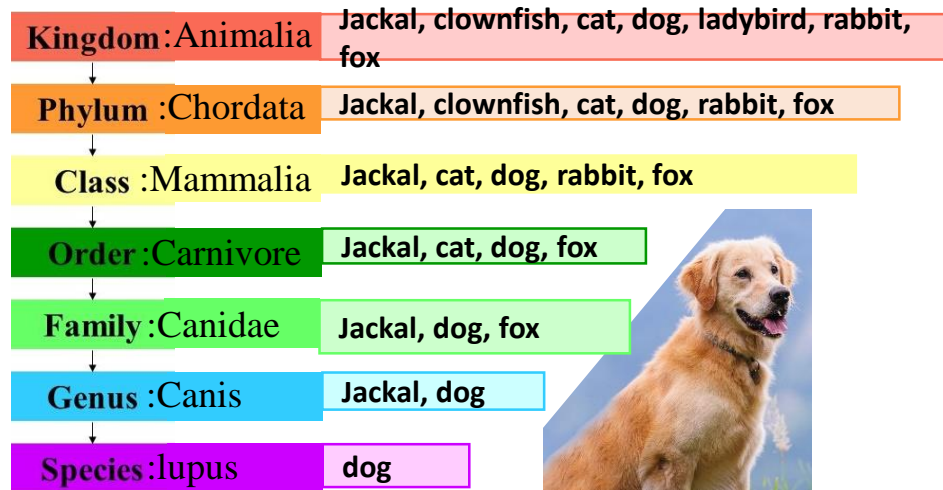


year 6 – Living things and their habitats

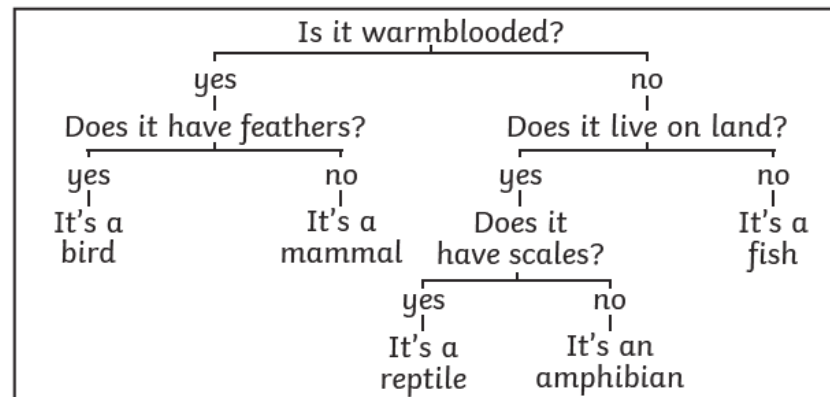
Key Facts



The number of living things in each level gets smaller until the one animal is left in the species level. This is how a dog would be classified.



People can use keys to identify living things. This is an example of a key to identify if an animal is a bird, reptile, mammal, amphibian or fish.

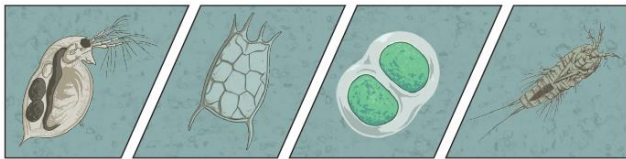


Key vocabulary

bacteria	A single celled microorganism
characteristic	Special qualities or appearances that make an individual or group of things different to others.
Classify	To sort things into different groups.
fertile	Capable of producing offspring.
key	A key is a series of questions about the characteristics of living things (organisms). A key is used to identify a living thing or decide which group it belongs in by answering 'yes' or 'no' questions.
microbe	Tiny living things that are found all around us and are too small to be seen by the naked eye. (microorganism)
microorganism	An organism that can only be seen using a microscope, e.g. bacteria.
species	A group of living organisms that can reproduce to produce fertile offspring.
taxonomist	A scientist who classifies different living things into categories.

In 1735, Swedish scientist Carl Linnaeus first published a system for classifying all living things. An adapted version of this system is still used today: The Linnaeus System.

Microorganisms are very tiny living things that can only be seen using a microscope. They can be found in and on our bodies, in the air, in water and on objects around us.



Microorganisms are viruses, bacteria, mould and yeast. Some animals (dust mites) and plants (phytoplankton) are also microorganisms.

Microorganisms can be grouped into helpful or harmful microbes

Helpful Microbes

Harmful Microbes

Bacteria - cheese

Bacteria - plaque

yeast – bread dough

virus – chicken pox and flu

penicillium fungi - antibiotics

Fungi – mould and athlete's foot